

OIDB ACTIVITIES AT A GLANCE

2016-17
(April - June)



तेल उद्योग विकास बोर्ड

पेट्रोलियम एवं प्राकृतिक गैस मंत्रालय, भारत सरकार

Oil Industry Development Board

Ministry of Petroleum & Natural Gas, Government of India



FORWORD

The Oil Industry Development Board (OIDB) was established on 13th January, 1975 under the Oil Industry (Development) Act, 1974 and is committed to provide financial and other assistance for development of Oil Industry. As per its mandate, OI DB renders financial assistance by way of loans and grants for the promotion of all such activities which are conducive to the development of Oil Industry.

The funds required for various activities, envisaged under the Act, are made available by the Central Government after due appropriation by Parliament from the proceeds of cess levied and collected on indigenous crude oil. So far OI DB has received an amount of Rs.902 crores out of the cess collected by Union of India. This amount together with internal receipts generated by way of interest income on loans given to various oil companies and short term investment of surplus funds is utilized towards its funding of various organisations.

OI DB has been constantly providing financial assistance for the development of Hydrocarbon Sector, Conservation of Petroleum Products, Energy Security, Research & Developmental programmes as also the expenditure of Scientific Advisory Committees, Study Groups, Task Forces, etc. OI DB is also providing financial assistance in the form of loan to Oil PSUs for its pipeline projects, setting up of new refineries and quality improvement of existing refineries, single point mooring projects and city gas distribution projects etc. Since inception, OI DB has disbursed cumulative grants and loans to the tune of Rs.2607.76 crores and Rs.40286.24 crores respectively to various organisations and Oil PSUs till 2015-16. OI DB also provides grants to DGH, OI SD, CHT, PCRA, PPAC which are under the administrative control of Ministry of Petroleum and Natural Gas to carry out their activities on a regular basis to the extent of 100% of their requirement.

To ensure energy security of the country, OI DB has been entrusted with the construction of Strategic Crude Oil Storages of 5.33 MMT at Visakhapatnam, Mangalore and Padur through Indian Strategic Petroleum Reserves Limited (ISPRL), a wholly owned subsidiary of OI DB. OI DB has contributed an equity investment of Rs.3504.23 crores till 30.06.2016 in ISPRL.

Besides, OI DB has also contributed Rs.40 crores towards Hydrogen Corpus Fund (HCF) to promote use of hydrogen an alternative fuel. OI DB is also instrumental in setting up of Hydrocarbon Sector Skill Council (HSSC) to meet diverse skill requirements of the Hydrocarbon Industry and enhancing employability and opportunities, locally and globally. "OI DB Activities at a Glance" for the quarter ending June, 2016 will give a glimpse of activities undertaken by OI DB.

Sanjiv Mittal
Secretary, OI DB

OIDB ACTIVITIES AT A GLANCE

Oil Industry Development Board (OIDB) came into existence in 1975 after the enactment of Oil Industry (Development) Act 1974. The Board is mandated under the said Act to provide assistance by way of making grants or advancing loans, providing guarantees on loans and deferred payments of oil industrial concerns, underwriting or subscribing to the stock, shares, bonds and debentures of oil industrial concerns. The assistance is provided by the Board for undertaking the following activities:-

- a) Prospecting for an exploration of mineral oil within India (including the continental shelf thereof) or outside India;
- b) The establishment of facilities for production, handling, storage and transport of crude oil;
- c) Refining and marketing of petroleum and petroleum products;
- d) The manufacture and marketing of petrochemicals and fertilizers; fertilizers;
- e) Scientific, technological and economic research which could be, directly or indirectly, useful to oil industry;
- f) Experimental or pilot studies in any field of oil industry;
- g) Training of personnel, whether in India or outside, engaged or to be engaged in any field of oil industry and such other measures as may be prescribed.

In pursuance of its mandate, OIDB has been providing assistance through Grants to the five regular grantee institutes namely Directorate General of Hydrocarbons (DGH), Oil Industry Safety Directorate (OISD), Centre for High Technology (CHT), Petroleum Conservation Research Association (PCRA) and Petroleum Planning and Analysis Cell (PPAC). To promote R&D in the oil sector, OIDB has also provided financial assistance from time to time to various projects of Indian Institute of Petroleum, Dehradun, National Geophysical Research Institute, Hyderabad, IIT Mumbai, Birla Institute of Technology, Ranchi, Central Institute of Plastic Engineering and Technology Chennai, Bharatidasan University, Tamilnadu, IOCL (R&D), NGHP projects and projects of Government of Rajasthan. The Board is also providing capital grant to Rajiv Gandhi Institute of Petroleum Technology (RGIPT) to meet its capital expenditure on the projects being carried out at Sivasagar, Assam and Jais, Rae Bareilly. Since 1975-76 to 2015-16, OIDB has disbursed a cumulative grant of Rs.2607.76 crore. During 2016-17 (till 30-06-2016) Rs.356.72 crore has also been released towards grants to these grantee institutes.

OIDB has been providing loan assistance to oil PSUs ever since its creation in 1974-75 and disbursed a cumulative loan of Rs. 40286.24 crore till the FY-2015-16. Gas Authority of India Ltd (GAIL) Indian Oil Corporation (IOC), Mangalore Refineries Petrochemicals Ltd

(MRPL), Brahmaputra Crackers Polymers Limited (BCPL), Bharat Petroleum Corporation Ltd (BPCL), Chennai Petrochemicals Corporation Ltd. (CPCL) and Hindustan Petroleum Corporation Ltd (HPCL) are the major beneficiaries of the loan disbursed by OADB.

The loan has been primarily utilized to fund gas and oil pipeline projects, setting up of new refineries and quality improvement of existing refineries, single point mooring projects and city gas distribution projects etc.

To ensure energy security, the Government of India had decided to set up 5.33 million metric tons (MMT) of strategic crude oil storages at three locations namely, Visakhapatnam, Mangalore and Padur (near Udupi). These strategic storages would be in addition to the existing storages of crude oil and petroleum products with the oil companies and would serve as a cushion in response to external supply disruptions. The construction of the strategic crude oil storage facilities is being managed by Indian Strategic Petroleum Reserves Limited (ISPRL), a Special Purpose Vehicle, which is a wholly owned subsidiary of Oil Industry Development Board (OADB). As against the approved equity contribution of Rs 3832.56 crore, OADB has participated its equity contribution of Rs. 3456.61 crore till 31-03-2016 to ISPRL. During the FY-2016-17 (till 30-06-2016), equity of Rs. 47.62 crore has also been released to ISPRL. Besides, OADB has also made an equity investment of Rs 50.34 crore in M/s Biecco Lawrie Ltd. – a PSU under Ministry of Petroleum and Natural Gas.

Besides, OADB has also contributed Rs 40.00 crore towards Hydrogen Corpus Fund (HCF), which was created by Ministry of Petroleum and Natural Gas, Government of India to promote use of hydrogen as alternative fuel. The total corpus of the fund is Rs 100 crore, which is shared by OADB and Oil PSUs in the ratio of 40:60. A total corpus of Rs. 133.00 crore (approx.) exists as on 30.6.2016 under HCF. The approved eight projects under HCF have been completed at a cost of Rs. 27.00 crore.

OADB is instrumental in setting up of Hydrocarbon Sector Skill Council (HSSC) along with Petrofed. HSSC has the vision to meet diverse skill requirements of the Hydrocarbon Industry and enhancing employability and opportunities, locally and globally.

OADB also administers OADB Relief Trust, which was created by Ministry of Petroleum and Natural Gas on 9.7.2000. About Rs 15.00 crore has been released from the Trust account since its creation in 2001-02 of which Rs 1.00 crore released during the FY-2015-16 to Ministry of Human Resource for funding girls toilets. The fund from the Trust account has been primarily used for reimbursement of cost of diesel used in transportation of drinking water to the drought affected areas and for undertaking other welfare activities. Contributions have also been made to PM National Relief Fund and to Chief Minister Relief Fund, Uttarakhand.

BASIC PETROLEUM STATISTICS

S. No.	Particulars	Unit/BASE	2013-14	2014-15	2015-16 (P)
1	CRUDE OIL PRODUCTION IN INDIA	MMT	37.8	37.5	36.9
2	PRODUCTION OF PETROLEUM PRODUCT IN INDIA	MMT	220.3	220.7	230.7
3	CONSUMPTION OF PETROLEUM PRODUCTS IN INDIA	MMT	158.4	165.5	183.5
4	NATURAL GAS (Gross Production)	MMSCM	35407	33657	32249
5	NATURAL GAS (Net Production excluding gas flare)	MMSCM	34574	32693	31138
6.	AVERAGE CRUDE OIL PRICES	USD/BBL	105.52	84.16	46.17
7	IMPORTS & EXPORTS :				
	CRUDE OIL (IMPORTS)	\$ Billion	143.0	112.7	64.0
	PETROLEUM PRODUCTS- (IMPORTS)	\$ Billion	12.3	12.1	10.0
	PETROLEUM IMPORTS (CRUDE +POL PRODUCTS)	\$ Billion	155.2	124.9	74.4
	PETROLEUM PRODUCT EXPORTS	\$ Billion	60.7	47.3	27.1
8	GROSS PETROLEUM IMPORTS AS % OF INDIA'S GROSS IMPORTS IN VALUE TERMS	%	34.5	27.9	19.4
9	GROSS PETROLEUM EXPORTS AS % OF INDIA'S GROSS EXPORTS IN VALUE TERMS	%	19.3	15.2	10.5
10	IMPORT DEPENDENCY (Based on consumption)	%	77.6	78.5	80.8
11	FDI INFLOW IN PETROLEUM AND NATURAL GAS	USD	112.23	1075.42	N/A

Source : Ministry of Petroleum & Natural Gas, PPAC

OIDB CORPUS W.E.F. 1974-75 TO 2015-16

(Rs. in crore)

Year	Collection of cess on crude oil by Govt.	Payment made to OIDB by Govt.	Loan disbursed by OIDB	Grant disbursed by OIDB	Accretion to OID Fund
1974-75	30.82	16.01	16.00	-	-
1975-76	50.05	62.27	61.63	0.20	2.03
1976-77	52.88	48.19	51.69	0.25	5.32
1977-78	63.72	50.10	54.67	0.20	8.59
1978-79	68.89	20.00	26.11	1.20	9.76
1979-80	69.70	140.00	165.56	0.22	16.75
1980-81	60.40	25.01	91.51	1.04	34.78
1981-82	138.97	142.92	187.90	1.59	41.03
1982-83	268.83	100.00	235.44	0.46	59.30
1983-84	812.80	-	124.87	1.01	47.00
1984-85	850.12	-	233.20	4.89	82.41
1985-86	897.66	-	70.97	7.36	97.55
1986-87	981.50	-	165.04	9.52	103.54
1987-88	1806.60	-	242.01	5.42	108.48
1988-89	2013.64	63.09	260.39	11.37	121.55
1989-90	2914.57	50.00	241.09	8.64	129.31
1990-91	2785.15	89.81	294.94	6.52	259.03
1991-92	2500.64	95.00	1029.83	9.71	287.32
1992-93	2207.61	-	706.20	11.29	267.30
1993-94	2175.46	-	915.82	12.22	396.51
1994-95	2566.16	-	276.27	26.15	319.49
1995-96	2819.52	-	822.38	27.29	395.50
1996-97	2558.03	-	1428.21	44.24	494.98
1997-98	2528.74	-	1513.65	37.80	510.55
1998-99	2448.18	-	1107.15	51.24	544.82
1999-00	2589.44	-	980.32	45.41	615.52
2000-01	2582.21	-	1144.83	57.15	565.01
2001-02	2722.79	-	1504.25	96.51	613.85
2002-03	4873.17	-	1790.50	123.07	355.61
2003-04	4919.49	-	520.00	77.21	247.36
2004-05	5033.97	-	2211.83	75.18	251.17
2005-06	4857.58	-	760.00	89.51	348.61
2006-07	6875.53	-	1827.90	211.45	509.17
2007-08	6854.00	-	1982.10	105.80	349.61
2008-09	6680.94	-	3043.00	135.94	367.68
2009-10	6637.13	-	2779.00	151.59	347.21
2010-11	7671.44	-	1388.41	128.77	329.83
2011-12	8065.46	-	1862.59	140.32	323.36
2012-13	14473.16	-	2307.00	152.46	267.36
2013-14	14542.38	-	2487.65	151.68	252.85
2014-15	14677.24	-	1459.85	310.64	231.40
2015-16	14468.94	-	1914.48	275.24	242.16*
Total	162195.51	902.40	40286.24	2607.76	10560.66

*Provisional

GRANT BUDGETED AND RELEASED (DURING FY-2013-14 TO 2015-16)

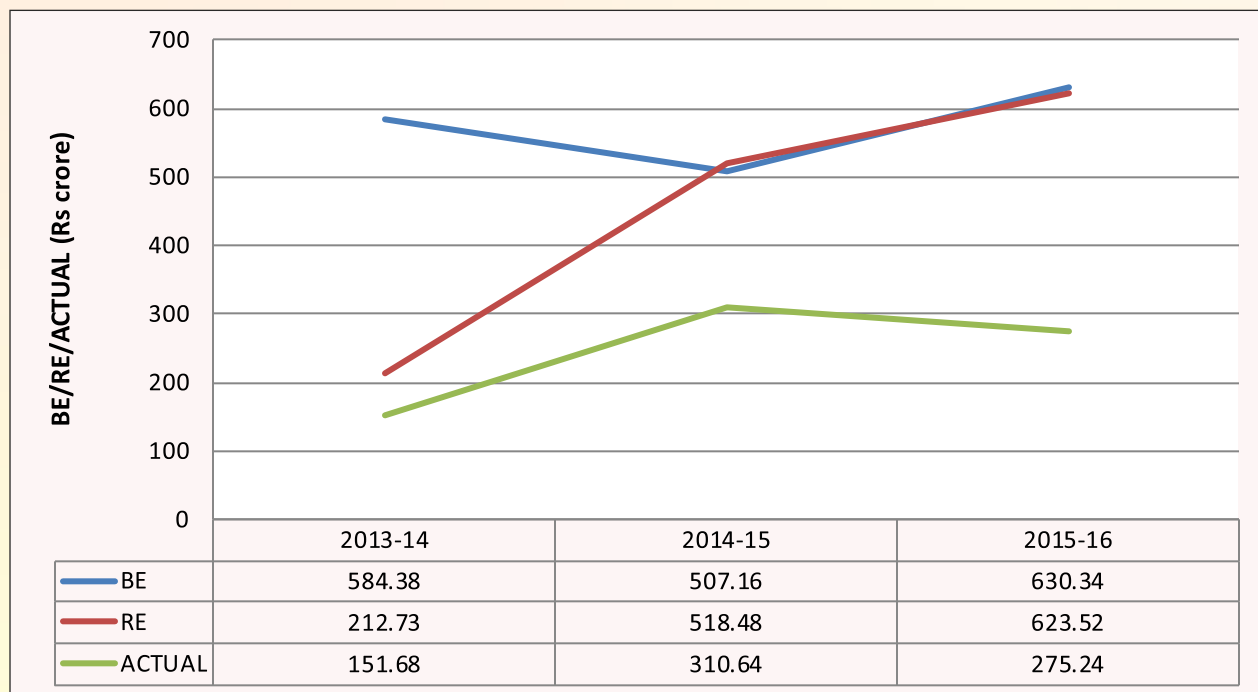
Name of the Grantee Institutes	2013-14			2014-15			2015-16		
	BE	RE	Actual	BE	RE	Actual	BE	RE	Actual
	(Rs. in crore)								
DGH	110.88	61.25	39.62	124.00	155.76	137.95	257.99	134.15	121.52
PCRA	58.31	58.31	41.54	44.71	44.71	40.86	71.07	47.13	41.13
CHT	17.57	22.2	18.45	15.62	22.25	10.39	31.02	20.14	19.59
PPAC	15.59	15.32	14.36	18.63	22.69	16.25	10.04	19.63	17.76
OISD	16.7	14.07	13.74	16.00	14.84	14.82	15.55	16.18	15.05
Total (A)	219.05	171.15	127.71	218.96	260.25	220.27	394.67	237.23	215.05
Research & Development									
NGRI, Hyderabad	0.27	0.00	0.00	0.27	0.07	0.00	0.00	0.10	0.00
Coal Bed Methane, Govt. Of Rajasthan	2.22	0.5	0.00	4.30	0.83	0.83	0.00	0.00.	0.00
Birla Institute of Technology Ranchi	0.39	0.00	0.00	0.39	0.00	0.00	0.00	0.00.	0.00
IIT, Mumbai	0.00	0.06	0.06	0.18	0.00	0.00	0.00	0.00.	0.00
IIP Dehradun	1.61	0.00	0.00	0.00	0.90	0.00	0.00	0.00.	0.00
CIPET, Guindy, Chennai	0.10	0.00	0.00	0.10	0.00	0.00	0.00	0.00.	0.00
IOCL, R&D Centre	0.09	0.00	0.00	0.09	0.00	0.00	0.00	0.00.	0.00
National Gas Hydrate Programme	300.00	1.49	0.23	162.96	152.00	0.31	158.48	309.23	1.05
Demonstration INDAdapt Technology, Guwahati Refinery	13.37	2.53	0.00	17.00	9.09	3.70	43.50	49.32	38.50
Total (B)	318.05	4.58	0.29	185.29	162.89	4.84	201.98	358.65	39.55
OTHER GRANTS									
Sectoral Innovation Council for P&NG Sector	1.00	0.00	0.00	1.00	0.00	0.00	0.00	0.00.	0.00
RGIPT Rai-Bareli	40.00	37.00	23.68	98.63	92.47	85.53	13.69	20.64	20.64
RGIPT Assam centre		0.00	0.00	0.00	0.00	0.00	20.00	7.00	0.00
Distribution of Smart Card for PDS/Kerosene and Domestic LPG by OMC's	3.28	0.00	0.00	3.28	2.32	0.00	0.00	0.00.	0.00
DFR/PFR for Strategic Storage of Crude Oil	3.00	0.00	0.00	0.00	0.55	0.00	0.00	0.00.	0.00
Total (C)	47.28	37.00	23.68	102.91	95.34	85.53	33.69	27.64	20.64
Grand Total (A+B+C)	584.38	212.73	151.68	507.16	518.48	310.64	630.34	623.52	275.24

GRANTS RELEASED (DURING FY-2016-17 - 1st QUARTER)

Amount (Rs. in crore)

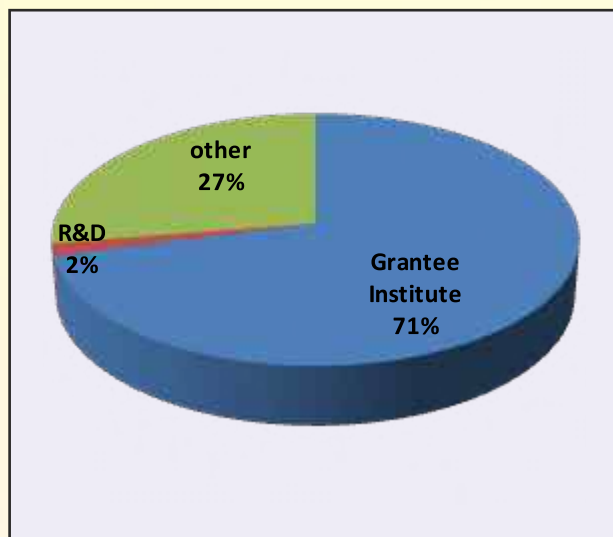
FY-2016-17 (1 st quarter)	DGH	CHT	OISD	PCRA	PPAC	R&D	Other	Total
April	4.13	0.00	0.00	0.00	2.54	0.00	0.00	6.67
May	19.45	0.84	1.24	0.00	1.10	0.00	0.00	22.63
June	6.99	0.79	1.41	8.21	1.54	308.48	0.00	327.42
Total	30.57	1.63	2.65	8.21	5.18	308.48	0.00	356.72

TOTAL GRANT - ALLOCATIONS AND ACTUALS

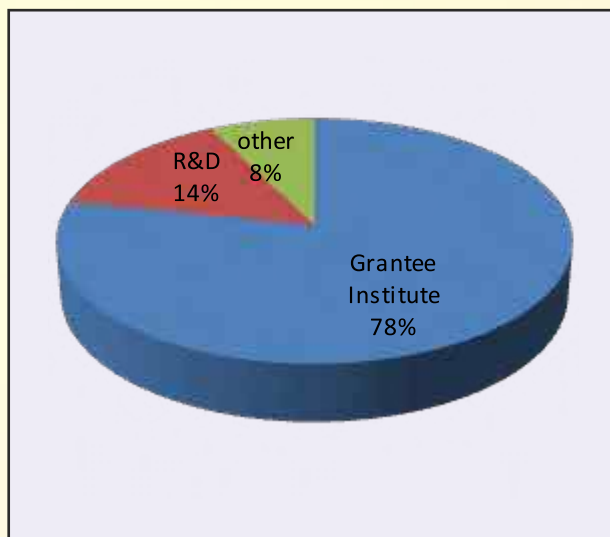


COMPOSITION OF GRANTS

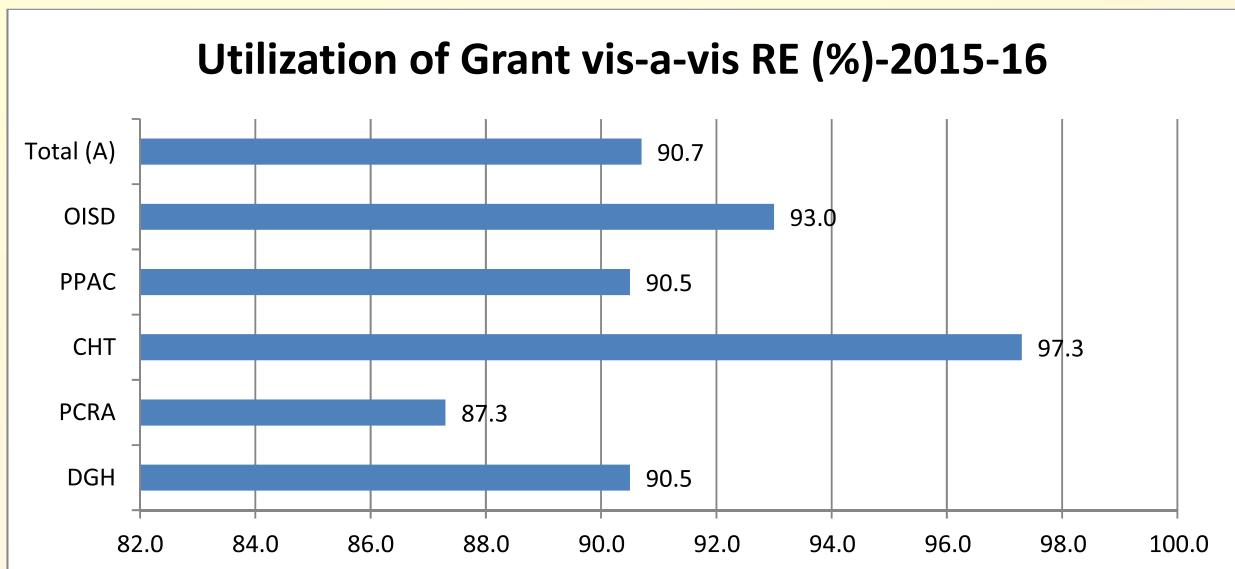
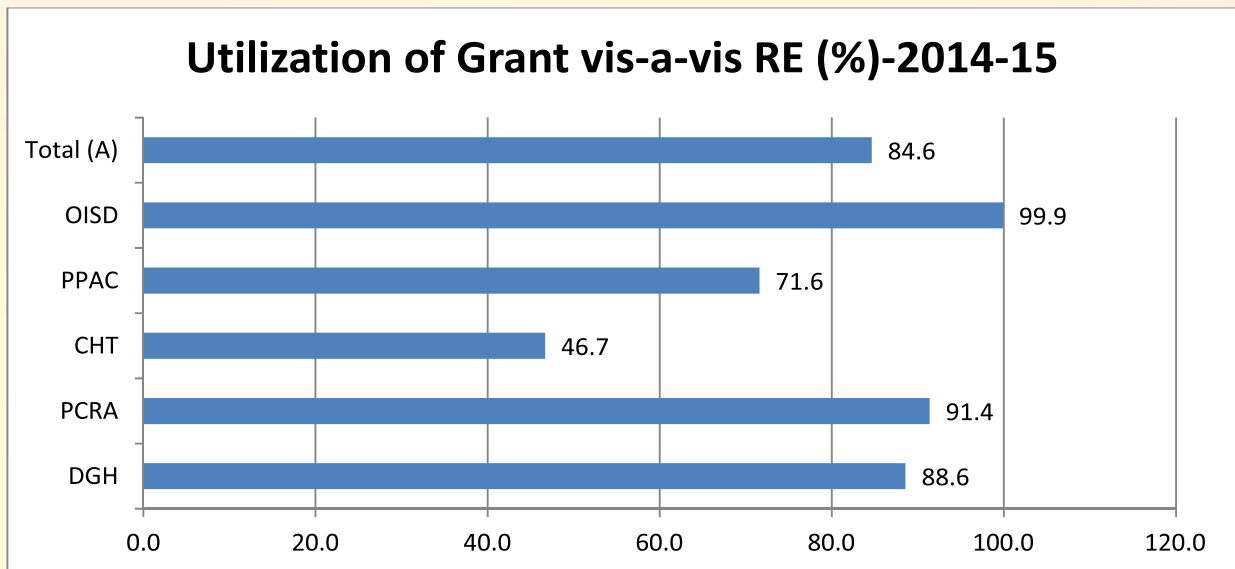
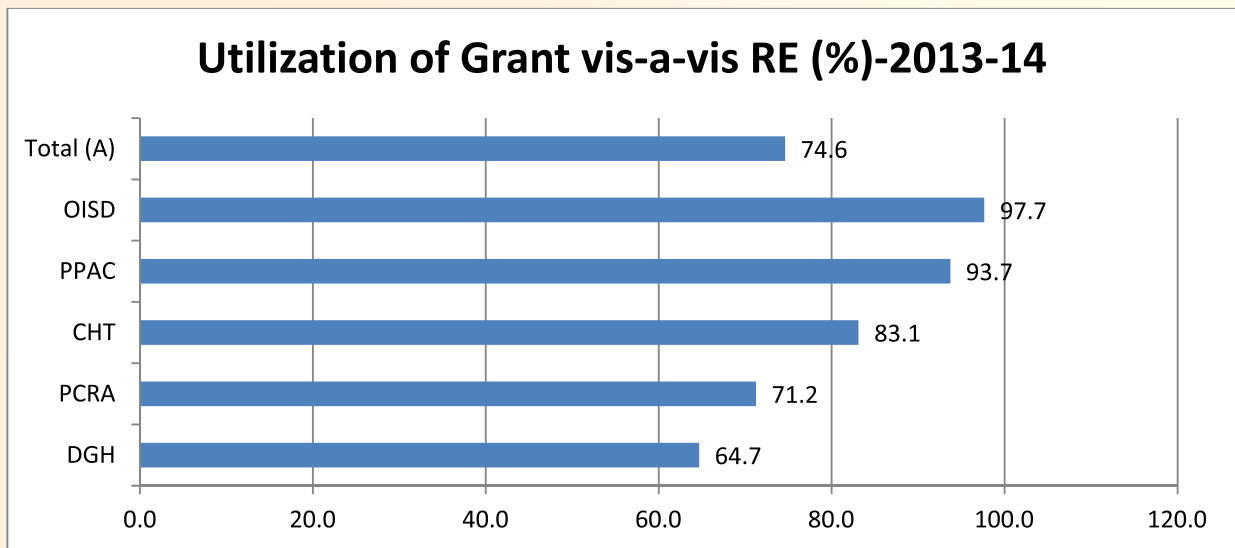
F.Y. - 2014-15



F.Y. - 2015-16



ACTUAL UTILISATION OF GRANTS VIS-A-VIS BUDGET (RE)

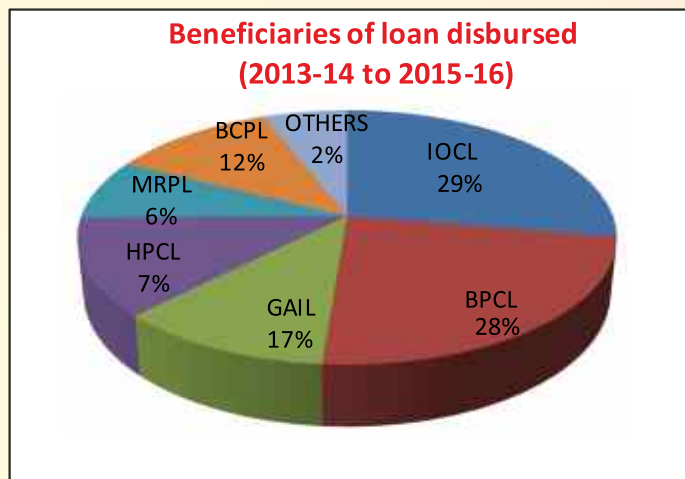
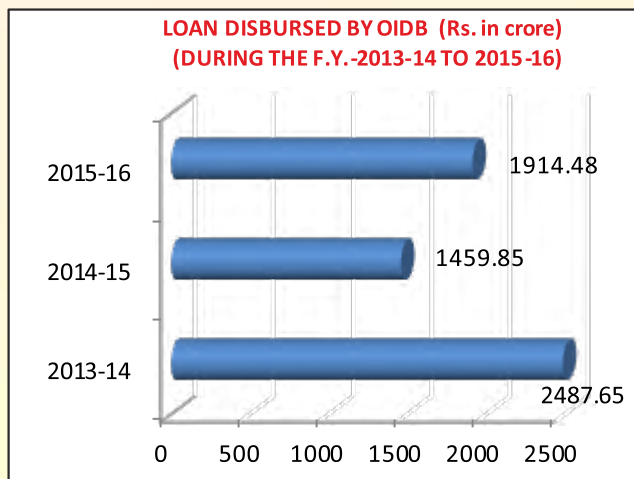


LOAN DISBURSED BY OIDB DURING THE F.Y.-2013-14 TO 2015-16

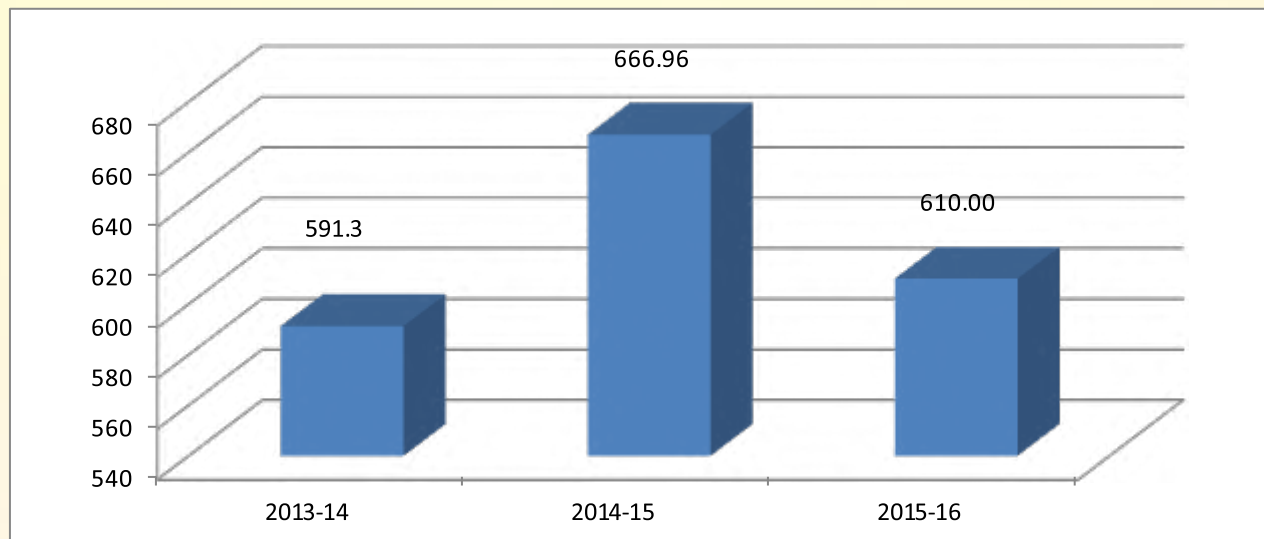
(Rs. in crore)

Name of the Oil PSUs	Financial Year			Total
	2013-14	2014-15	2015-16	
GAIL	975.00	0.00	0.00	975.00
IOCL	572.00	420.00	711.25	1703.25
HPCL	138.00	120.00	124.75	382.00
BPCL	0.00	907.50	744.25	1651.75
BCPL	435.00	0.00	298.00	733.00
GAILGAS	25.65	12.35	24.23	62.23
MRPL	300.00	0.00	0.00	300.00
OTH.*	42.00	0.00	12.00	54.00
Total	2487.65	1459.85	1914.48	5861.23

*NRL & BLL



INTEREST INCOME ON LOANS (Rs. in crore)



THE LIST OF PROJECTS FINANCED THROUGH OADB LOAN
(DURING FY - 2013-14 TO 2015-16)

Name of Organization	Name of Projects
GAIL (India) Limited	<ol style="list-style-type: none"> 1. Dhabol-Bangalore Pipeline. 2. Petrochemical complex-II Project Vijaypur & Pata. 3. Kochi-Kanjirkkod-Bangalore-Mangalore Pipeline.
IOCL	<ol style="list-style-type: none"> 4. Paradip Refinery, Abhayachandrapur. 5. Revamp of Fluidized Catalytic Cracking Unit (FCCU), Mathura Refinery. 6. Paradip Refinery Project. 7. Paradip Raipur Ranchi Product Pipeline. 8. Debottlenecking of SMPL. 9. ParadipHaldia Durgapur LPG Pipeline.
HPCL	<ol style="list-style-type: none"> 10. LPG Pipeline from BPCL Uran to Chakan (Pune). 11. Rewari Mathura Kanpur Pipeline. 12. Awa Salawas Pipeline. 13. Mangalore Bangalore LPG Pipeline. 14. LPG Pipeline from Uran to Chakan. 15. Rewari Kanpur Product pipeline.
BPCL	<ol style="list-style-type: none"> 16. Integrated Refinery Expansion Project Kochi, 17. CDU/VDU Project Mumbai, 18. Kota Jobner Pipeline.
NRL	<ol style="list-style-type: none"> 19. Wax Project.
BCPL	<ol style="list-style-type: none"> 20. Brahmaputra Cracker and Polymer Project (Assam Gas Cracker Project),
MRPL	<ol style="list-style-type: none"> 21. Phase-III Refinery Project.
GAIL Gas Limited	<ol style="list-style-type: none"> 22. City gas distribution project in 4 cities Dewas, Kota, Meerut and Sonipat. 23. City gas distribution project in the Geographical area of Taj Trapezium Zone.

EQUITY INVESTMENT

Amount in Rs.

(A) Equity in ISPRL	
Equity Approved by Govt. (in Rs.)	3832,56,00,000
Financial Year	Equity Released
2005-06	4,33,00,000
2006-07	32,53,28,453
2007-08	63,26,16,099
2008-09	193,29,90,214
2009-10	226,21,99,208
2010-11	442,35,41,829
2011-12	570,12,04,367
2012-13	811,54,79,687
2013-14	548,00,29,375
2014-15	323,91,43,775
2015-16	241,03,00,000
2016-17 (till 30-06-2016)	47,62,00,000
Total	3504,23,33,007
(B) Equity in M/s Biecco Lawrie Ltd.	
1994-95	17,58,00,000
2011-12	32,75,85,000
Total	50,33,85,000
GRAND TOTAL (A+B)	3554,57,18,007

“INTERNATIONAL YOGA DAY CELEBRATION IN OIDB ON 21.06.2016”



तेल उद्योग विकास बोर्ड
पेट्रोलियम एवं प्राकृतिक गैस मंत्रालय, भारत सरकार

Oil Industry Development Board
Ministry of Petroleum & Natural Gas, Government of India

Registered Office : 301, World Trade Centre, 3rd Floor, Babar Road, New Delhi-11001
Corporate Office : OIDB, Bhawan, "C" Block, Plot No.2, Sector-73, Noida-201301, U.P.
Visit Oil Industry Development Board website "http://oidb.gov.in"